

E-Plan New Changes

USER GROUP CONFERENCE

2018/10/29 ~ 2018/10/30



12/10/2018

E-PLAN

1



Agenda

EPA Change

- XML / State Req.

Tier2 Update

- New security setting

Portal Update

- Facility Search
- Tier2 ZIP w/o Docs option
- PDF – 302, 311 report
- Plume

Q&A

EPA Change

FILING YEAR 2018

EPA Tier2 Changes

- Exports and submission files – XML format only (Tier2 Zip file)
- No additional state requirement for filing year 2018.

Indiana	
2017	2018
Facility State Fields – Mandatory	Facility State Fields – Optional

EPA/E-Plan Tier2 **Import** file format (Mer/XML)

In side of the Tier2 ZIP file

Name	Date modified	Type	Size
SitePlansTemp	10/25/2018 4:18 PM	File folder	
epcra_tier2_data.xml	10/25/2018 8:30 PM	XML Document	42 KB
Tier2ChemicalsInInventory.mer	10/25/2018 9:17 PM	MER File	2 KB
Tier2ChemInvLocations.mer	10/25/2018 9:17 PM	MER File	1 KB
Tier2ChemInvMixtures.mer	10/25/2018 9:17 PM	MER File	1 KB
Tier2Contacts.mer	10/25/2018 9:17 PM	MER File	1 KB
Tier2ContactsLink.mer	10/25/2018 9:17 PM	MER File	1 KB
Tier2Facilities.mer	10/25/2018 9:17 PM	MER File	2 KB
Tier2FacilityIDs.mer	10/25/2018 9:17 PM	MER File	1 KB
Tier2Phone.mer	10/25/2018 9:17 PM	MER File	1 KB
Tier2SitePlanLink.mer	10/25/2018 9:17 PM	MER File	1 KB

XML Format

AND/OR

MER Format


MER Format Sample (OLD Format - up to 9 MER files)

```
AveAmount, AveAmountCode, CFacilityRouteRecordID, ChemInvRecordID, Chem  
"400 01" "021" "FATR2017PCQT2D001MU" "CTTR2017PCQT2D001MZ" "11" "12373"  
"4 CoEmail, CoMailAddress, CoMailCity, CoMailCountry, CoMailState, CoMailZip, Co  
"duk RecordKey, ChemInvRecordID, FacilityRouteRecordID, LocationType, Location  
"duk "CTTR2017PCQT2D001MU" "FATR2017PCQT2D001MU" "FATR2017PCQT2D001MU" "02-"  
"duk "CL RecordKey, FacilityRouteRecordID, ChemInvRecID, MxChem, MxCAS, Percentage, WtVol, I  
"duk "CL "CHT ContactRecordID, OtherRecordID, RecordKey  
"CTTR2017PCQT2D001MZ" "FATR2017PCQT2D001MU" "CTTR2017PCQT2D001MU"  
"CTT DateSigned, DikeOrOtherSafeguard, FacilityDept, FacilityName, FacilityRecordID, FailedVali  
"CTT "02/01/0171", "", "", "Test", "FATR2017PCQT2D001MU", "", "Richardson", "USA", "Caswell", "02/2  
"CTT RecordKey, FacilityRecordID, Id, Type, Description, LastModified  
"FDT "FATR2017PCQT2D001MU" "FATR2017PCQT2D001MU" "MU" "Dike - 3 - Broadstreet" "1" "1"  
"FDT RecordKey, ParentRecordID, Phone, Type, PhLastModified  
"PHTR2017PCQT2D001M1", "CTTR2017PCQT2D001MZ", "1234456789", "24-hour", ""  
"PHTR2017PCQT2D002M1", "CTTR2017PCQT2D001MZ", "4567891230", "24-hour", ""  
"PHTR2017PCQT2D003M2", "CTTR2017PCQT2D002M1", "1234456789", "24-hour", ""  
"PHTR2017PCQT2D004M2", "CTTR2017PCQT2D002M1", "4567891230", "24-hour", ""  
"PHTR2017PCQT2D005M3", "CTTR2017PCQT2D003M2", "1234456789", "24-hour", ""  
"PHTR2017PCQT2D006M3", "CTTR2017PCQT2D003M2", "4567891230", "24-hour", ""  
"PHTR2017PCQT2D007M4", "CTTR2017PCQT2D004M3", "4567891230", "24-hour", ""  
"PHTR2017PCQT2D008M4", "CTTR2017PCQT2D004M3", "1234456789", "24-hour", ""
```

XML Format Sample

```
<?xml version="1.0" encoding="UTF-8"?>
- <epcraTier2Dataset xmlns="https://cameo.noaa.gov/epcra_tier2/data_standard/v1" version="1.0.0">
  - <dataset reportyear="2018">
    - <facilities>
      - <facility recordid="FATR2018PCNLZQ001BF">
        <facilityName>Test</facilityName>
        - <streetAddress>
          <street>800 Campbell</street>
          <city>Richardson</city>
          <state>FL</state>
          <zipcode>75010</zipcode>
        </streetAddress>
        - <mailingAddress>
          <street>800 Campbell</street>
          <city>Richardson</city>
          <state>FL</state>
          <zipcode>75010</zipcode>
          <country>USA</country>
        </mailingAddress>
        <county>Alachua</county>
      - <latLong>
        <latitude>32.9857228</latitude>
        <longitude>-96.75023120000003</longitude>
      </latLong>
      <sitePlanAttached>>false</sitePlanAttached>
      <siteCoordAbbrevAttached>>false</siteCoordAbbrevAttached>
      <dikeDescriptionAttached>>false</dikeDescriptionAttached>
      <facilityInfoSameAsLastYear>>false</facilityInfoSameAsLastYear>
      <nameAndTitleOfCertifier>Duk</nameAndTitleOfCertifier>
      <dateSigned>2018-10-24</dateSigned>
    - <phone recordid="PHTR2018PCNLZQ001BN">
      <phoneNumber/>
      <phoneType>24-hour</phoneType>
    </phone>
    <manned>>false</manned>
    <maxNumOccupants>0</maxNumOccupants>
    <subjectToChemAccidentPrevention>>true</subjectToChemAccidentPrevention>
  </dataset>
</epcraTier2Dataset>
```

EPA/E-Plan Tier2 **Export** file format (XML Only)

Filename	Compressed ...	Original Size	Compr...	File Type
 epcra_tier2_data.xml	2,523	25,535	90%	XML Document

A XML file Inside of the Tier2 ZIP file

CAMEO (Ver. 3.4.2 – Jan 2018)

- **IMPORT** File Format – XML/MER format
- **EXPORT** File Format – MER Format Only

Tier2

Online Tier2 Changes

- Account Creation
 - Security question
- Password Recovery
 - Reset Password Token (Time Restriction: 48 Hours)

Account Creation

Password:

Confirm Password:

Name of Submitter:

Email address:

Password Question:

Password Answer:

Please enter the below verification code
(characters are case sensitive)

g7=Qh

[Continue](#)

Password Change

Account Information and Reporting Authority Email Addresses

Access ID	1000000
Submitter Name	<input type="text"/>
Password	<input type="password"/> <input type="button" value="Edit"/>
Email	<input type="text"/>

Emergency Plan Notification / Tier2 Reporting Authority Email Address(es) (up to 5)
Add one email in each line or add comma(,) at the end of each email

Password Change (cont.)

E-Plan Online Facility Filing

Change Password

Old Password:

New Password:

Confirm Password:

Password Question:

Password Answer:

[Continue](#)

Password Reset

Important Notes

Tier II forms for reporting year 2017 are due by **March 1, 2018**. For reporting year 2017, **UT Dallas** institutes **an administrative charge** for those that use E-Plan for creating/filing online Tier II reports. Please see the [list](#) to see if a charge for creating/filing applies to each jurisdiction. For more instructions including how and where to pay online, please view this step-by-step [guide](#).

For reporting year, nine States (i.e., **Alabama, Florida, Georgia, Montana, New York, North Carolina, South Carolina, and Virginia**) and several Counties (i.e., **Warren County (OH), Adams County (VA), Hopewell City (VA), Patrick County (VA), Smyth County (VA), Richmond City (VA), Smyth County (VA), Albemarle County (VA), and Waynesboro City (VA)**) accept E-Plan as the method of Tier II reports.

ERC and/or County LEPC's accept Tier2 Submit such as long as you can file electronically, you can create and export data via E-Plan. [Contact Us](#) to ask a question or report a problem.

For more information, visit your state's web site and the [EPA's State Tier II Reporting and Procedures](#) for submission details.

For more information, see the Tier II training video. Click [here](#) to watch.

Sign In

If you have already registered for an account, enter your Access ID and password in the boxes below and Sign In to access or update your account and data.

Access ID

[Forgot Access ID](#)

Password

[Forgot Password](#)

Sign In

New to E-Plan? [Create An Account](#)

Click "Forgot Password"

Password Reset (cont.)



Forgot Online Filing Password

Access ID

[Submit](#)

[Contact Us](#)

[FAQ](#)

[E-PLAN ONLINE TIER2 SUBMIT - USER'S GUIDE](#)

[E-PLAN ONLINE 302 SUBMIT - USER'S GUIDE](#)



Password Reset (cont.)



Success

Password successfully sent to:

du***@ut***.edu

[Contact Us](#) | [Acceptable Use Policy](#) | [News](#)

© 2018 E-Plan

Password Reset (cont.)


 Reply  Reply All  Forward



Fri 10/26/2018 4:50 PM

INFO - E-Plan Online Filing Reset Password Request

To Kim, Duk Jin

 You replied to this message on 10/26/2018 4:52 PM.

Dear Duk:

We received a request to reset your Tier2 Online Filing (<https://tier2.erplan.net>) password. Please click [RESET PASSWORD](#) or copy and paste below URL to change your password.

URL [https://tier2.erplan.net/onlinefiling/resetpassword.htm?
TK9t5gMtwzqQXmrUAKoO4OhBOjAhkmBktIT](https://tier2.erplan.net/onlinefiling/resetpassword.htm?TK9t5gMtwzqQXmrUAKoO4OhBOjAhkmBktIT)

This link is valid for 48 Hours.

If you did not make this request, please report to [Contact Us](#)

Regards,
E-Plan Team

Password Reset (cont.)



E-Plan Online Facility Filing

Reset Password

New Password:

Confirm Password:

[Continue](#)

[Contact Us](#)

[FAQ](#)

[E-PLAN ONLINE TIER2 SUBMIT - USER'S GUIDE](#)

[E-PLAN ONLINE 302 SUBMIT - USER'S GUIDE](#)



Password Reset (cont.) With Security Question



E-Plan Online Facility Filing

Reset Password

What is the name of your first car?:

New Password:

Confirm Password:

[Continue](#)

[Contact Us](#)




[FAQ](#)

[E-PLAN ONLINE TIER2 SUBMIT - USER'S GUIDE](#)

[E-PLAN ONLINE 302 SUBMIT - USER'S GUIDE](#)



Password Reset Timeout (48 hours)



E-Plan Online Facility Filing

Reset Password

Access Denied - Reset time out (48 Hours)! Please re-request rest password

| [Contact Us](#)

| [FAQ](#)

| [E-PLAN ONLINE TIER2 SUBMIT - USER'S GUIDE](#)

| [E-PLAN ONLINE 302 SUBMIT - USER'S GUIDE](#)

Password Reset Token Error



E-Plan Online Facility Filing

Reset Password

Access Denied : Unrecognisable Process Code!

[Contact Us](#)

[FAQ](#)

[E-PLAN ONLINE TIER2 SUBMIT - USER'S GUIDE](#)

[E-PLAN ONLINE 302 SUBMIT - USER'S GUIDE](#)



Portal

E-Plan Portal Changes

- Added Search Parameters
 - Search by Submission Time
 - Search by NAICS Code
- Documents exclusion while generating a Tier2 Zip File
- Excel File generation for Public record
- Multiple PDF Download Formats by Submission Chemical Types
 - Tier2, 302, and 311 PDF Format
- Enhanced Plume
 - New look and feel
 - Better Performance
 - Increased concurrent connection support (up to 10 users at the same time)

Search parameters

Facility Search

Search for Facility(ies) by giving search parameter

NAICS

Search by Submission date (UTC) to

Newly submitted or modified facilities since last login

Search by NAICS Code

- 32
- 321113 Sawmills
- 321114 Wood Preservation
- 321211 Hardwood Veneer and Plywood Manufacturing
- 321212 Softwood Veneer and Plywood Manufacturing
- 321213 Engineered Wood Member (except Truss) Manufacturing

Search by submission date

Public Record/Tier2 Zip

Facility Search Result

Generate Public Report

Download Tier2 Zip File
(Click to omit attachments)

Google Map

Download Public Excel

Download Excel File

Sort by Facility ID ▼ Type All Chemicals ▼ Download PDF

Download Multiple KML File

Click checkbox to generate tier2 zip w/o attachments such as sitemap

PDF Chemicals – Tier2



[Submission Home](#)

[Account Information](#) [Logout](#)

E-Plan Online Filing Submission Management

Access ID: [REDACTED]

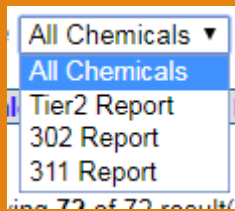
EPCRA 312 (Tier2)	EPCRA 302	EPCRA 304	EPCRA 311	Facility Emergency Plans
-----------------------------------	---------------------------	---------------------------	---------------------------	--



PDF Chemicals - Portal(Cont.)

Facility Search Result

PDF With Corresponding
Chemical list



[Download Tier2 Zip File](#)
 (Click to omit attachments)

[Google Map](#)

[Download Public Excel](#)

[Download Excel File](#)

Sort by [Facility ID](#) Type [All Chemicals](#) [Download PDF](#)

[Download Multiple KML File](#)

PDF Chemicals - Portal (Cont.)

Facility Information

Facility

Show Google Map

Advance Google Map

Printer Friendly Version

Detailed View

Download Tier2 Zip File

Download Google Earth File

Facility Weather

Download 302 Report

Download Tier II Report

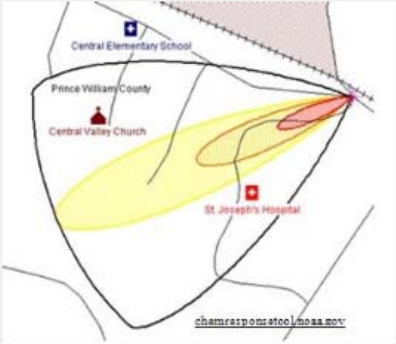
Download All Chemical PDF

Facility Contact Information

New Plume Modeling

E-Plan Chemical Plume Mapping About Contact Instructions

Real-Time Chemical Plume Mapping & Geographic Information Reporting System



Real-time chemical plume profile

Census information report

Critical facilities display

Draw Plume

It is highly recommended to read Instructions before you draw a plume.

© 2018 - E-Plan Chemical Plume Mapping

Main page

Current Plume Page

Real-Time Chemical Plume Mapping & Information Reporting

Chemical Name: Chlorine

Toxic levels of concern: (20ppm, 2ppm, 1.0ppm)

Plume Server Time: 11:57:07 10/8/2018

Total 2000 Census Block Population is: 625.
The age breakdown is as follows:

Age Group	Percentage
40-49	17%
50-64	17%
>65	16%
30-39	17%
22-29	16%
<5	6%
5-17	19%

New Plume Page

E-Plan Chemical Plume Mapping

Real-Time Chemical Plume Mapping & Information Reporting

Source: Continuous
 Instantaneous

Chemical Amount: 4500

Release Speed Unit: pounds/sec

Release Duration (mins): 1

Total 2010 Census Block Population

Total Population: 45678
Total Household: 45288
Total Blocks: 639

© 2018 - E-Plan Chemical Plume Mapping

- New look and feel
- Updated Census data (2010)
- Automatic weather station selection by GIS information.
- Interactive Google GIS
- Up to 10 concurrent users
- Faster drawing time:
 - Over 50 % faster (AVG 37 sec → AVG 16 sec in controlled environment)

Main page

E-Plan Chemical Plume Mapping About Contact Instructions Draw Plume Exit

Real-Time Chemical Plume Mapping & Information Reporting

Map Satellite

To BI 2010 Census Block Population

Age Group	Percentage
>65	13.6%
65-74	18.7%
75-84	18.1%
85+	18.1%
5-14	14.2%
15-24	15.2%
25-29	12.3%
30-39	11.1%

Source: Continuous Instantaneous

Chemical Amount: 1500 ✓

Release Speed Unit: pounds/sec

Release Duration(mins): 1 ✓

Site Conditions

Cloud Cover Conditions: Clear

Ground conditions: Open Country (Open Ground)

Nearby Information

School: MS Piano Studio; Piano Lessons II

Hospital: Radiology Regional Center

Census Information

Total Population: 45678

Total Household: 45269

Total Blocks: 69

- New look and feel
- Updated Census data (2010)
- Automatic weather station selection by GIS information.
- Interactive Google GIS
- Up to 10 concurrent users
- Faster drawing time:
 - 70 % faster (AVG 37 sec → AVG 16 sec in controlled environment)

